


BOSS®

#1 COMPREHENSIVE ELECTRICAL RANGE




B30 PRIME

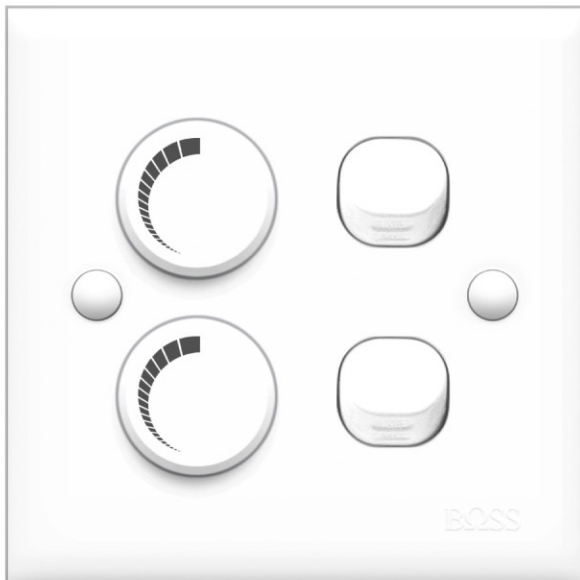



STANDARD SERIES

B30 PRIME

COLOURS CHOICE



B30 w/ Anthracite Matte colour



B30 standard White colour

BASIC



Features

Made of high impact resistant polycarbonate components. Specially designed screw caps that conceal all mounting screws.

Technical information on page 118
For mounting box see page 136




B30 system fits British Standard pattern mounting accessories.



Screw caps that conceal all mounting screws.

METALLIC




MATTE

* Minimum Quantity may apply. Custom colour are available upon request.
** The colours shown above are simulated colour. The actual colour may differ, please contact our marketing for a colour sample and availability.



MULTIMEDIA OUTLETS




USB CHARGER
for Smartphone, iPad
& Android tablets




Screw terminal type
for ease of installation



UNIVERSAL POWER OUTLET



Our Universal Power outlet
can accommodate 9 types
of world's power plug.



STANDARISATION

Our Electrical Wiring Devices, PVC Conduit and Accessories have passed performance tests and quality assurance.

SNI - Standard National Indonesia SS - Singapore Standard
BS - British Standard MS - Malaysian Standard
IEC - International Electrotechnical Commission

ARCHITRAVE SWITCH



The subtle narrow profile of the BΩSS architrave switch is specifically designed for areas where there is not enough space for standard switches.

They are the perfect solution for applications where wall space is limited, such as laundries, kitchen pantries, en-suites and bathrooms.

Scan QR Code



Technical
Information
Dimension
Wiring &
Mounting Box



B30 PRIME



ORDER NO. DESCRIPTION


SWITCHES - 10A 250V

BT38/1/2A	8 gang 1 way switch
BT38/2/3A	8 gang 2 way switch



ARCHITRAVE SWITCHES - 10A 250V

B31A	1 gang switch
B32A	2 gang switch
B33A	3 gang switch
B34A	4 gang switch



The subtle narrow profile of the architrave switch is specifically designed for areas where there is not enough space for standard switches.

They are the perfect solution for applications where wall space is limited, such as laundries, kitchen pantries, en-suites and bathrooms.

ORDER NO. DESCRIPTION

SWITCHES - 10A 250V

B31/1/2A	1 gang 1 way switch
B31/2/3A	1 gang 2 way switch



B32/1/2A	2 gang 1 way switch
B32/2/3A	2 gang 2 way switch



B33/1/2A	3 gang 1 way switch
B33/2/3A	3 gang 2 way switch



B34/1/2A	4 gang 1 way switch
B34/2/3A	4 gang 2 way switch



B35/1/2A	5 gang 1 way switch
B35/2/3A	5 gang 2 way switch



BT36/1/2A	6 gang 1 way switch
BT36/2/3A	6 gang 2 way switch




DOUBLE POLE - 20A, 250V

B31 D20A	1 gang double pole large switch
----------	---------------------------------



B32 D20NA	2 gang double pole w/ neon
-----------	----------------------------



BELL SWITCH - 10A, 250V

B31 BPRA	1 gang bell press with PRESS text
----------	-----------------------------------



B31 BPA	1 gang bell push with Bell symbol
---------	-----------------------------------




DIMMER - 250V

B32 V500	500VA dimmer w/ switch
----------	------------------------




B34 V500	2 gang 500VA dimmer w/ switch
----------	-------------------------------



ORDER NO.	DESCRIPTION
FAN CONTROL - 250V	
B32 V400F	400VA fan control w/ switch



B34 V400F	2 gang 400VA fan control w/ switch
-----------	------------------------------------



ORDER NO.	DESCRIPTION
CONNECTION UNIT - 250V	
B30 FSG	13A fused connection unit



B31 DFSG	13A fused connection unit w/switch
----------	------------------------------------



B31 DFSGN	13A fused connection unit w/switch and neon
-----------	---




ORDER NO.	DESCRIPTION
POWER OUTLETS - 250V	
B426	13A BS socket outlet
BT426	13A BS twin socket outlet



B32 V400F	400VA fan control w/ switch
-----------	-----------------------------




ORDER NO.	DESCRIPTION
POWER OUTLETS - 250V	
B15	13A BS socket outlet w/ switch
B25	13A BS twin socket outlet w/switch




B32 V400F	400VA fan control w/ switch
-----------	-----------------------------



B15/5	5A 3 round pins w/ switch
B15/15	15A 3 round pins w/ switch




ORDER NO.	DESCRIPTION
POWER OUTLETS - 250V	
B15N	13A BS socket outlet w/ switch and neon
B25N	13A BS twin socket outlet w/switch and neon




B426/16S	16A schuko socket outlet
----------	--------------------------



B426/16S	16A schuko socket outlet
----------	--------------------------




B15/16S	16A schuko socket outlet w/ switch
BT426/16S	16A twin schuko socket outlet



B413S	13A universal socket outlet
-------	-----------------------------



B413S	13A universal socket outlet
-------	-----------------------------



ORDER NO.	DESCRIPTION
DATA & TELEPHONE OUTLETS	
B31 CAT5	1 gang data Cat 5e.
B31 CAT6	1 gang data Cat 6














B32 CAT5	2 gang data Cat 5e.
B32 CAT6	2 gang data Cat 6
B32 CAT5/CAT6	2 gang data Cat 5e & Cat 6



B32 TO/CAT5	Telephone + data outlet Cat 5e.
B32 TO/CAT6	Telephone + data outlet Cat 6



ORDER NO.	DESCRIPTION	ORDER NO.	DESCRIPTION
DATA & TELEPHONE OUTLETS			
	B31 TO 1 gang telephone outlet RJ11 Cat3		B32 H 2 gang HDMI outlet
	B32 TO 2 gang telephone outlet RJ11 Cat3	HDMI + USB OUTLETS	
	B31 TO/SC 1 gang telephone outlet FCC standard	B32 HU HDMI + USB connection	
	B32 TO 2 gang telephone outlet FCC standard	B32 HUC HDMI + 1A USB charger	B32 HUC25 HDMI + 2.5A USB charger
TV OUTLETS			
	B31 TV 1 gang co-axial TV outlet	USB CONNECTION OUTLETS	
	B32 TV 2 gang co-axial TV outlet	B31 U 1 gang USB connection	
	B32 TVSF TV co-axial + TV F-type outlet	B32 U 2 gang USB connection	
	B31 TVF 1 gang TV F-type outlet	USB CHARGER OUTLETS	
	B32 TVF 2 gang TV F-type outlet	B31 UC 1A USB charger	B31 UC25 2.5A USB charger
	HDMI OUTLETS		B32 UC 1A x2 USB charger
B31 H 1 gang HDMI outlet		B32 UC25 2.5A x2 USB charger	
		USB COMBINATION OUTLETS	
		B32 UCU 1A USB charger + USB connection	
		B32 UC25U 2.5A USB charger + USB connection	
		BLANK PLATES	
		B31 X 1 gang blank plate	
		BT31/2X Twin gang blank plate	


Scan QR Code



for more information B30

BOSS®

#1 COMPREHENSIVE ELECTRICAL RANGE



MS.DLB30.06-0219

B30 PRIME

STANDARD SERIES